

# Extensions to the CEGAR Approach on Petri Nets\*

Ákos Hajdu<sup>‡</sup>, András Vörös<sup>‡</sup>, Tamás Bartha<sup>‡</sup> and Zoltán Mártonka<sup>†</sup>

## Abstract

Formal verification is becoming more prevalent and often compulsory in the safety-critical system and software development processes. Reachability analysis can provide information about safety and invariant properties of the developed system. However, checking the reachability is a computationally hard problem, especially in the case of asynchronous or infinite state systems. Petri nets are widely used for the modeling and verification of such systems. In this paper we examine a recently published approach for the reachability checking of Petri net markings. We give proofs concerning the completeness and the correctness properties of the algorithm, and we introduce algorithmic improvements. We also extend the algorithm to handle new classes of problems: submarking coverability and reachability of Petri nets with inhibitor arcs.

**Keywords:** Petri Nets, reachability analysis, abstraction, CEGAR

## 1 Introduction

The development of complex, distributed systems, and safety-critical systems in particular, requires mathematically precise verification techniques in order to prove the suitability and faultlessness of the design. Formal modeling and analysis methods provide such tools. However, one of the major drawbacks of formal methods is their computation and memory-intensive nature: even for relatively simple distributed, asynchronous systems the state space and the set of possible behaviors can become unmanageably large and complex, or even infinite.

This problem also appears in one of the most popular modeling formalisms, Petri nets. Petri nets have a simple structure, which makes it possible to use strong structural analysis techniques based on the so-called *state equation*. As structural analysis is independent of the initial state, it can handle even infinite

---

\*This work was partially supported by the European Union and the European Social Fund through the project FuturICT.hu (grant no. TAMOP-4.2.2.C-11/1/KONV-2012-0013) of VIKING Zrt Balatonfured.

<sup>†</sup>Department of Measurement and Information Systems, Budapest University of Technology and Economics, Budapest, Hungary. E-mail: [vori@mit.bme.hu](mailto:vori@mit.bme.hu)

<sup>‡</sup>Institute for Computer Science and Control, MTA SZTAKI, Budapest, Hungary.

state problems. Unfortunately, its pertinence to practical problems, such as reachability analysis, has been limited. Recently, a new algorithm [13] using Counter-Example Guided Abstraction Refinement (CEGAR) extended the applicability of state equation based reachability analysis.

Our paper improves this new algorithm in several important ways. The authors of the original CEGAR algorithm have not published proofs for the completeness of their algorithm and the correctness of a heuristic used in the algorithm. In this paper we analyze the correctness and completeness of their work as well as our extensions. We prove the lack of correctness in certain situations by a counterexample, and provide corrections to overcome this problem. We also prove that the algorithm is incomplete due to its iteration strategy. We describe algorithmic improvements that extend the set of decidable problems, and that effectively reduce the search space. We extend the applicability of the approach even further: we provide solutions to handle Petri nets with inhibitor arcs, and the so-called *submarking coverability* problem. At the end of our paper we demonstrate the efficiency of our improvements by measurements.

## 2 Background

In this section we introduce the background of our work. First, we present Petri nets (Section 2.1) as the modeling formalism used in our work. Then we introduce the counterexample guided abstraction refinement method and its application for the Petri net reachability problem (Section 2.2).

### 2.1 Petri nets

*Petri nets* are graphical models for concurrent and asynchronous systems, providing both structural and dynamical analysis. Formally, a Petri net is a tuple  $PN = (P, T, E, W)$ , where  $P$  is the set of *places*,  $T$  is the set of *transitions*, with  $P \neq \emptyset \neq T$  and  $P \cap T = \emptyset$ ,  $E \subseteq (P \times T) \cup (T \times P)$  is the set of *arcs* and  $W : E \rightarrow \mathbb{Z}^+$  is the weight function assigning weights  $w^-(p_j, t_i)$  to the edge  $(p_j, t_i) \in E$  and  $w^+(p_j, t_i)$  to the edge  $(t_i, p_j) \in E$  [9].

A *marking* of a Petri net is a mapping  $m : P \rightarrow \mathbb{Z}_0^+$ . A place  $p$  contains  $k$  tokens under a marking  $m$  if  $m(p) = k$ . The initial marking is usually denoted by  $m_0$ .

A transition  $t_i \in T$  is *enabled* in a marking  $m$ , if  $m(p_j) \geq w^-(p_j, t_i)$  holds for each  $p_j \in P$  with  $(p_j, t_i) \in E$ . An enabled transition  $t_i$  can *fire*, consuming  $w^-(p_j, t_i)$  tokens from places  $p_j \in P$  with  $(p_j, t_i) \in E$  and producing  $w^+(p_j, t_i)$  tokens in places  $p_j \in P$  with  $(t_i, p_j) \in E$ . The firing of a transition  $t_i$  in a marking  $m$  is denoted by  $m[t_i\rangle m'$  where  $m'$  is the marking after firing  $t_i$ .

A word  $\sigma \in T^*$  is a *firing sequence*. A firing sequence is *realizable* in a marking  $m$  and leads to  $m'$ , (denoted by  $m[\sigma\rangle m'$ ), if either  $m = m'$  and  $\sigma$  is an empty word, or there exists a realizable firing sequence  $w \in T^*$ , a transition  $t_i \in T$ , and a marking  $m''$  such that  $m[w\rangle m''[t_i\rangle m'$ . The *Parikh image* of a firing sequence  $\sigma$  is a vector  $\wp(\sigma) : T \rightarrow \mathbb{Z}_0^+$ , where  $\wp(\sigma)(t_i)$  is the number of the occurrences of  $t_i$  in  $\sigma$ .

Petri nets can be extended with *inhibitor arcs* to become a tuple  $PN_I = (PN, I)$ , where  $I \subseteq (P \times T)$  is the set of inhibitor arcs. There is an extra condition for a transition  $t_i \in T$  with inhibitor arcs to be enabled: for each  $p_j \in P$ , if  $(p_j, t_i) \in I$ , then  $m(p_j) = 0$  must hold. Petri nets extended with inhibitor arcs are *Turing complete* [10].

**Reachability problem.** A marking  $m'$  is *reachable* from  $m$  if there exists a realizable firing sequence  $\sigma \in T^*$ , for which  $m[\sigma]m'$  holds. The set of all reachable markings from the initial marking  $m_0$  of a Petri net  $PN$  is denoted by  $R(PN, m_0)$ . The aim of the *reachability problem* is to check if  $m' \in R(PN, m_0)$  holds for a given marking  $m'$ .

We define a *predicate* as a linear inequality on markings of the form  $Am \geq b$ , where  $A$  is a matrix and  $b$  is a vector of coefficients [6]. The aim of the *submarking coverability problem* is to find a reachable marking  $m' \in R(PN, m_0)$ , for which the given predicate  $Am' \geq b$  holds.

The reachability problem is decidable [8], but it is at least EXPSPACE-hard [7]. Using inhibitor arcs, the reachability problem in general is undecidable [3].

**State equation.** The *incidence matrix* of a Petri net is a matrix  $C_{|P| \times |T|}$ , where  $C(i, j) = w^+(p_i, t_j) - w^-(p_i, t_j)$ . Let  $m$  and  $m'$  be markings of the Petri net, then the *state equation* takes the form  $m + Cx = m'$ . Any vector  $x \in (\mathbb{Z}_0^+)^{|T|}$  fulfilling the state equation is called a *solution*. Note that for any realizable firing sequence  $\sigma$  leading from  $m$  to  $m'$ , the Parikh image of the firing sequence fulfills the equation  $m + C\varphi(\sigma) = m'$ . On the other hand, not all solutions of the state equation are Parikh images of a realizable firing sequence. Therefore, the existence of a solution for the state equation is a necessary but not sufficient criterion for the reachability. A solution  $x$  is called *realizable* if a realizable firing sequence  $\sigma$  exists with  $\varphi(\sigma) = x$ .

**T-invariants.** A vector  $x \in (\mathbb{Z}_0^+)^{|T|}$  is called a *T-invariant* if  $Cx = 0$  holds. A realizable T-invariant represents the possibility of a cyclic behavior in the modeled system, since its complete occurrence does not change the marking. However, during firing the transitions of the invariant, some intermediate markings can be interesting for us.

**Solution space.** Each solution  $x$  of the state equation  $m + Cx = m'$ , can be written as the sum of a *base vector* and the linear combination of T-invariants [13], which can formally be written as  $x = b + \sum_i n_i y_i$ , where  $b$  is a base vector and  $n_i$  is the coefficient of the T-invariant  $y_i$ .

## 2.2 The CEGAR approach

Counterexample guided abstraction refinement (CEGAR) is a general approach for analyzing systems with large or infinite state spaces. The CEGAR method works

on an abstraction of the original model, which has a less detailed state space representation. During the iteration steps, the CEGAR method refines the abstraction using the information from the explored part of the state space. When applying CEGAR on the Petri net reachability problem [13], the initial abstraction is the state equation. Solving the state equation is an integer linear programming problem [5], for which the ILP solver tool can yield one solution, minimizing a target function of the variables. Since the algorithm seeks the shortest firing sequences leading to the target marking, it minimizes the function  $f(x) = \sum_{t \in T} x(t)$ . The feasibility of the state equation is a necessary, but not sufficient criterion for reachability, so the following situations are possible:

- If the state equation is infeasible, the necessary criterion does not hold, thus the target marking is not reachable.
- If the state equation has a solution which is realizable by some firing sequence, the target marking is reachable.
- If the state equation has an unrealizable solution, it is a counterexample and the abstraction has to be refined.

The purpose of the abstraction refinement is to exclude counterexamples from the solution space without losing any realizable solutions. For this purpose, the CEGAR approach uses linear inequalities over transitions, called *constraints*.

**Constraints.** Two types of constraints were defined by Wimmel and Wolf [13]:

- *Jump constraints* have the form  $|t_i| < n$ , where  $n \in \mathbb{Z}_0^+$ ,  $t_i \in T$  and  $|t_i|$  represents the firing count of the transition  $t_i$ . Jump constraints can be used to switch between base vectors, exploiting their pairwise incomparability.
- *Increment constraints* have the form  $\sum n_i |t_i| \geq n$ , where  $n_i \in \mathbb{Z}$ ,  $n \in \mathbb{Z}_0^+$ , and  $t_i \in T$ . Increment constraints can be used to reach non-base solutions.

As an example, consider the Petri net in Figure 1(a) with the reachability problem  $(1, 0, 1, 0) \in R(PN, (0, 0, 1, 0))$ . There are two base vectors for this problem:  $(1, 0, 0)$  (firing  $t_0$ ) and  $(0, 1, 1)$  (firing  $t_1$  and  $t_2$ ). The ILP solver yields the solution  $(1, 0, 0)$  first, which is unrealizable, but using the jump constraint  $|t_0| < 1$ , the ILP solver can be forced to produce the realizable solution  $(0, 1, 1)$ . Consider now the Petri net in Figure 1(b) with the reachability problem  $(1, 0, 1) \in R(PN, (0, 0, 1))$ . The only base vector for this problem is the vector  $(1, 0, 0)$  (firing  $t_0$ ), which is unrealizable. Using an increment constraint  $|t_1| \geq 1$ , the ILP solver can be forced to add the T-invariant  $\{t_1, t_2\}$  to the new solution  $(1, 1, 1)$ , which is realizable by the firing sequence  $\sigma = (t_1, t_0, t_2)$ .

### 2.2.1 Partial solutions

Given a Petri net  $PN = (P, T, E, W)$  and a reachability problem  $m' \in R(PN, m_0)$ , a *partial solution* is a tuple  $ps = (\mathcal{C}, x, \sigma, r)$ , where:

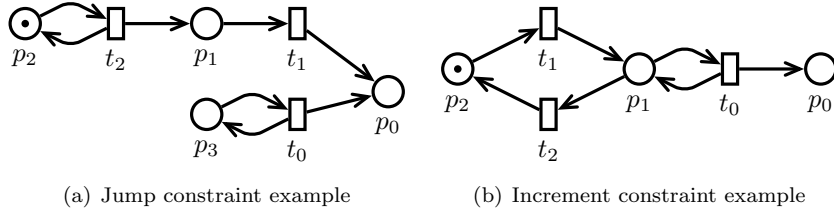


Figure 1: Example nets for jump and increment constraints

- $\mathcal{C}$  is the set of (jump and increment) constraints, together with the state equation they define the ILP problem,
- $x$  is the minimal solution satisfying the state equation and the constraints in  $\mathcal{C}$ ,
- $\sigma \in T^*$  is a maximal realizable firing sequence, with  $\wp(\sigma) \leq x$ , i.e., each transition can fire as many times as it is included in the solution vector  $x$  and if it is enabled it must fire,
- $r = x - \wp(\sigma)$  is the remainder vector.

**Generating partial solutions.** Partial solutions can be produced from a solution vector  $x$  (and a constraint set  $\mathcal{C}$ ) by firing as many transitions as possible. For this purpose, the algorithm uses a “brute force” method. The algorithm builds a tree with markings as nodes and occurrences of transitions as edges. The root of the tree is the initial marking  $m_0$ , and there is an edge labeled by  $t$  between nodes  $m_1$  and  $m_2$  if  $m_1[t]m_2$  holds. On each path leading from the root of the tree to a leaf, each transition  $t_i$  can occur at most  $x(t_i)$  times. Each path to a leaf represents a maximal firing sequence, thus a new partial solution. Even though the tree can be traversed only storing one path in the memory at a time using depth-first search, the size of the tree can grow exponentially. Some optimizations to reduce the size of the tree are presented later in this section.

A partial solution is called a *full solution* if  $r = 0$  holds, thus  $\wp(\sigma) = x$ , which means that  $\sigma$  realizes the solution vector  $x$ . For each realizable solution  $x$  of the state equation there exists a full solution [13]. This full solution can be reached by continuously expanding the minimal solution of the state equation with constraints.

Consider now a partial solution  $ps = (\mathcal{C}, x, \sigma, r)$ , which is not a full solution, i.e.,  $r \neq 0$ . This means that some transitions could not fire enough times. There are three possible situations in this case:

1.  $x$  may be realizable by another firing sequence  $\sigma'$ , thus a full solution  $ps' = (\mathcal{C}, x, \sigma', 0)$  exists.
2. By adding jump constraints, greater, but pairwise incomparable solutions can be obtained.

3. For transitions  $t \in T$  with  $r(t) > 0$  increment constraints can be added to increase the token count in the input places of  $t$ , while the final marking  $m'$  must be unchanged. This can be achieved by adding new T-invariants to the solution. These T-invariants can “borrow” tokens for transitions in the remainder vector.

### 2.2.2 Generating constraints

**Jump constraints.** Each base vector of the solution space can be reached by continuously adding jump constraints to the minimal solution [13]. In order to reach non-base solutions, increment constraints are needed, but they might conflict with previous jump constraints. Jump constraints are only needed to obtain a different base solution vector. However, after the computation of the base solution, jump constraints can be transformed into equivalent increment constraints [13].

**Increment constraints.** Let  $ps = (C, x, \sigma, r)$  be a partial solution with  $r > 0$ . This means that some transitions (in  $r$ ) could not fire enough times. The algorithm uses a heuristic to find the places and number of tokens needed to enable these transitions. If a set of places actually needs  $n$  ( $n > 0$ ) tokens, the heuristic estimates a number from 1 to  $n$ . If the estimate is too low, this method can be applied again, converging to the actual number of required tokens. The heuristic consists of the following three steps:

1. First, the algorithm builds a dependency graph [11] to collect the transitions and places that are of interest. These are transitions that could not fire, and places that disable these transitions. Each source SCC<sup>1</sup> of the dependency graph has to be investigated, because it cannot get tokens from other components. Therefore, an increment constraint is needed.
2. The second step is to calculate the minimal number of missing tokens for each source SCC. There are two sets of transitions,  $T_i \subseteq T$  and  $X_i \subseteq T$ . If one transition in  $T_i$  becomes fireable, it may enable all the other transitions of the SCC, while transitions in  $X_i$  cannot activate each other, therefore their token shortage must be fulfilled at once.
3. The third step is to construct an increment constraint  $c$  for each source SCC from the information about the places and their token requirements. These constraints will force transitions (with  $r(t) = 0$ ) to produce tokens in the given places. Since the final marking is left unchanged, a T-invariant is added to the solution vector.

When applying the new constraint  $c$ , three situations are possible depending on the T-invariants in the Petri net:

---

<sup>1</sup>Source strongly connected component, i.e., one without incoming edges from other components.

- If the state equation and the set of constraints become infeasible, this partial solution cannot be extended to a full solution, therefore it can be skipped.
- If the ILP solver can produce a solution  $x + y$  (with  $y$  being a T-invariant), new partial solutions can be found. If none of them helps getting closer to a full solution, the algorithm can get into an infinite loop, but no full solution is lost. A method to avoid this non-termination phenomenon will be discussed later in this section.
- If there is a new partial solution  $ps'$  where some transitions in the remainder vector could fire, this method can be repeated.

**Theorem 1.** (*Reachability of solutions*) [13] *If the reachability problem has a solution, a realizable solution of the state equation can be reached by continuously adding constraints, transforming jumps before increments.*

### 2.2.3 Optimizations

Wimmel and Wolf [13] also presented some methods for optimization. The following are important for our work:

- **Stubborn set:** The stubborn set method [11] investigates conflicts, concurrency and dependencies between transitions, and reduces the search space by filtering the transitions. The stubborn set method usually leads to a search tree with lower degree.
- **Subtree omission:** When a transition has to fire more than once ( $x(t) > 1$ ), the stubborn set method may not provide an efficient reduction. The same marking is often reached by firing sequences that are only different in the order of transitions. During the abstraction refinement, only the final marking of the firing sequence is important. If a marking  $m'$  is reached by firing the same transitions as in a previous path, but in a different order, the subtree after  $m'$  was already processed. Therefore, it is no longer of interest.
- **Filtering T-invariants:** After adding a T-invariant  $y$  to the partial solution  $ps = (\mathcal{C}, x, \sigma, r)$ , all the transitions of  $y$  may fire without enabling any transition in  $r$ , yielding a partial solution  $ps' = (\mathcal{C}', x + y, \sigma', r)$ . The final marking and remainder vector of  $ps'$  is the same as in  $ps$ , therefore the same T-invariant  $y$  is added to the solution vector again, which can prevent the algorithm from terminating. However, during firing the transitions of  $y$ , the algorithm could get closer to enabling a transition in  $r$ . These intermediate markings should be detected, and be used as new partial solutions.

## 3 Theoretical results

In this section we present our theoretical results with regard to the correctness and completeness of the original algorithm.

### 3.1 Correctness

Although Theorem 1 states that a realizable solution can be reached using constraints, we found that in some special cases the heuristic used for generating increment constraints can overestimate the required number of tokens for proving reachability. We prove the incorrectness by a counterexample, for which the original algorithm [13] gives an incorrect answer.

Consider the Petri net in Figure 2 with the reachability problem  $(0, 1, 0, 0, 1, 0, 0, 2) \in R(PN, (1, 0, 0, 0, 0, 0, 0, 2))$ , i.e., we want to move the token from  $p_0$  to  $p_1$  and  $p_4$ . The example was constructed so that the target marking is reachable by the firing sequence  $\sigma_s = (t_1, t_2, t_0, t_5, t_6, t_3, t_7, t_4)$ , realizing the solution vector  $x_s = (1, 1, 1, 1, 1, 1, 1, 1)$ .

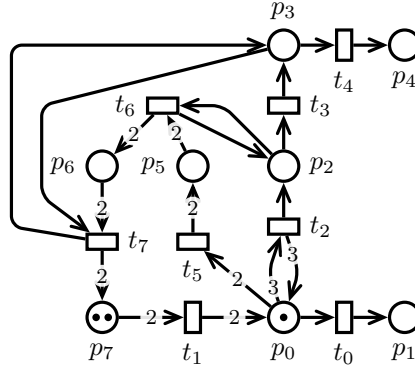


Figure 2: Counterexample for correctness

The CEGAR algorithm does the following steps. First, it finds the minimal solution vector  $x_0 = (1, 0, 1, 1, 0, 0, 0)$ , i.e., it tries to fire the transitions  $t_0, t_2, t_3, t_4$ . From these transitions only  $t_0$  is enabled, therefore the only partial solution is  $ps_0 = (\emptyset, x_0, \sigma_0 = (t_0), r_0 = (0, 0, 1, 1, 0, 0, 0))$ . At this point the algorithm looks for an increment constraint. The dependency graph contains transitions  $t_2, t_3, t_4$  (since they could not fire) and places  $p_0, p_2, p_3$  (because they disable the previous transitions). The only source SCC is the set containing one place  $p_0$  with zero tokens (because  $t_0$  has consumed one token from there). The algorithm estimates that three tokens are needed in  $p_0$ , where only  $t_1$  can produce tokens. Therefore, the T-invariant  $\{t_1, t_5, t_6, t_7\}$  is added twice to the solution vector. This invariant is constructed so that for each of its firing, a token has to be produced in places  $p_2, p_3, p_4$ , which token can no longer be removed. In the target marking only one token can be present in these places, therefore the algorithm cannot find any realizable solution, which yields the incorrect answer “not reachable”.

Notice that the problem is the over-estimation of tokens required in  $p_0$ . Without forcing  $t_0$  to fire, the algorithm could get a better estimation. This would imply that the invariant  $\{t_1, t_5, t_6, t_7\}$  is added only once to the solution vector, producing the realizable solution  $x_s$ . The problem is that the algorithm always tries to find



maximal firing sequences, though some transitions would not be practical to fire ( $t_0$  in the example above). Due to this, the estimated number of tokens needed in the final marking of the firing sequence may not be correct.

### 3.1.1 Detecting over-estimation

Our improved algorithm counts the maximal number of tokens in each place during the firing sequence of the partial solution into a vector  $m_{max}$ . If the final marking is not the maximal regarding a SCC, the algorithm might have over-estimated the required number of tokens. This can be detected by ordering the intermediate markings. Formally: an over-estimation can occur if a place  $p$  exists in a SCC, for which  $m_{max}(p) > m'(p)$  holds, where  $m'$  is the final marking of the firing sequence. If such situation occurs and we do not find a full solution, we say that the problem cannot be decided. Moreover, we also developed a new method that tries to find solutions in such situations. Our first idea was to forget the original estimation ( $n$ ) and estimate one instead. However, we found that over-estimation is not a problem in most cases: the algorithm still finds a realizable solution, but not the minimal. Estimating one means a slow convergence to the actual number of missing tokens, so at first we always try with the estimation  $n$ , but if no full solution is found under that subtree, we backtrack and start a new search with  $n = 1$ . This new approach can handle the counterexample presented in Figure 2. After no full solution is found by adding the T-invariant  $\{t_1, t_5, t_6, t_7\}$  twice, we backtrack to  $ps_0$  and try to produce only one token in  $p_0$ . This implies that the  $\{t_1, t_5, t_6, t_7\}$  is added only once to the solution vector, yielding the realizable solution  $x_s$ .

This way we can not only detect the possibility of over-estimation, but we can also find the solution in most cases. However, this method also has some limitations, which we present with the following example. Consider the Petri net in Figure 3 with the reachability problem  $(1, 0, 1, 1) \in R(PN, (0, 1, 0, 1))$ , i.e., moving the token from  $p_1$  to  $p_2$  and producing a token in  $p_0$ . A possible solution is the vector  $x_s = (1, 1, 1, 1)$ , realized by the firing sequence  $\sigma_s = (t_3, t_0, t_1, t_2)$ .

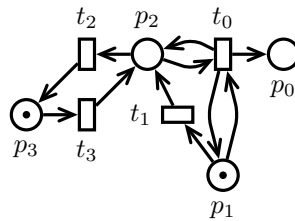


Figure 3: Example on the limitations of the new approach

The algorithm does the following steps. It finds that the minimal solution is  $x_0 = (1, 1, 0, 0)$ , i.e., firing  $t_0$  and  $t_1$ . Only  $t_1$  is enabled, thus one partial solution  $ps_0 = (\emptyset, x_0, \sigma_0 = (t_1), r_0 = (1, 0, 0, 0))$  can be found. The marking reached by  $\sigma_0$  is  $(0, 0, 1, 1)$ , where  $n = 1$  token is missing from  $p_1$  (to enable  $t_0$ ). None of the

transitions can produce tokens in  $p_1$ , so the algorithm cannot find any constraint. The algorithm detects over-estimation because  $p_1$  had one token before firing  $t_1$ . Even so, a new search cannot be started, since the original estimation is also  $n = 1$ . The problem is that the heuristic tries to produce tokens in a place ( $p_1$ ), which lacks tokens in the final marking, but had the required number of tokens at some point of the firing sequence ( $\sigma_0$ ). Without forcing  $t_1$  to fire, a token would be missing from  $p_2$ , where the T-invariant  $\{t_2, t_3\}$  could help. Finding the solution in such situations is an aim of our future work.

### 3.2 Completeness

To our best knowledge, the completeness of the algorithm has neither been proved nor disproved yet. When we examined the iteration strategy of the abstraction loop, we found a whole subclass of nets that cannot be solved with this strategy. As an example, consider the Petri net in Figure 4 with the reachability problem  $(1, 1, 0, 0) \in R(PN, (0, 1, 0, 0))$ , i.e., we want to produce a token in  $p_0$ . We constructed the net so that the firing sequence  $\sigma_s = (t_1, t_4, t_2, t_3, t_3, t_0, t_1, t_2, t_5)$  solves the problem. The main concept of this example is that we lend an extra token in  $p_1$  indirectly using the T-invariant  $\{t_4, t_5\}$ .

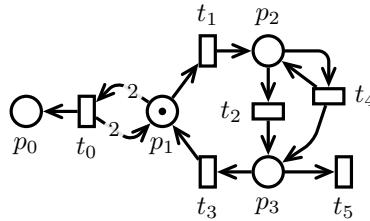


Figure 4: Counterexample of completeness

When applying the algorithm on this problem, the minimal solution vector is  $x_0 = (1, 0, 0, 0, 0, 0)$ , i.e., firing  $t_0$ . Since  $t_0$  is not enabled, the only partial solution is  $ps_0 = (\emptyset, x_0, \sigma_0 = (), r_0 = (1, 0, 0, 0, 0, 0))$ . The algorithm finds that an additional token is required in  $p_1$  and only  $t_3$  can satisfy this need. With an increment constraint  $c_1 : |t_3| \geq 1$ , the T-invariant  $\{t_1, t_2, t_3\}$  is added to the new solution vector  $x_1 = (1, 1, 1, 1, 0, 0)$ , giving us one partial solution  $ps_1 = (\{c_1\}, x_1, \sigma_1 = (t_1, t_2, t_3), r_1 = r_0)$ . Firing the invariant  $\{t_1, t_2, t_3\}$  does not help getting closer to enabling  $t_0$ , since no extra token can be “borrowed” from the previous T-invariant. The iteration strategy of the original algorithm does not recognize the fact that an extra token could be produced in  $p_3$  (using  $t_4$ ) and then moved in  $p_1$ , therefore it cannot decide reachability.

## 4 Algorithmic contributions

In this section we present our algorithmic contributions. In Section 4.1 we show some classes of problems, for which the original algorithm cannot decide reachability, but our improved algorithm solves these problems. In Section 4.2 we present two extensions of the algorithm, solving submarking coverability problems and handling Petri nets with inhibitor arcs.

### 4.1 Improvements

In the previous section we proved that the algorithm is incomplete, but during our work we found some opportunities to extend the set of decidable problems. Moreover, we developed a new termination criterion, which we prove to be correct, i.e., no realizable solution is lost using this criterion.

#### 4.1.1 New ordering of the intermediate markings

When a partial solution  $ps = (\mathcal{C}, x, \sigma, r)$  is skipped using the T-invariant filtering optimization, the original algorithm checks if it was closer to enabling a transition  $t$  in the remainder during the firing sequence  $\sigma$ . This is done by “counting the minimal number of missing tokens for firing  $t$  in the intermediate markings occurring”[13]. We found that this criterion is not general enough: in some cases the total number of missing tokens may not be less, but they are missing from different places, where additional tokens can be produced. In our new approach, we use the following definition:

**Definition 1.** *An intermediate marking  $m_i$  is considered to be better than the final marking  $m'$ , if there is a transition  $t \in T, r(t) > 0$  and place  $p$  with  $(p, t) \in E$ , for which the following criterion holds:*

$$m'(p) < w^-(p, t) \wedge m_i(p) > m'(p). \quad (1)$$

The left inequality in the expression means that in the final marking  $t$  is disabled by the insufficient amount of tokens in  $p$ . This condition is important, because we do not want to consider places that already have enough tokens to enable  $t$ . The right inequality means that  $p$  has more tokens in the intermediate marking  $m_i$  compared to the final marking  $m'$ .

**Theorem 2.** *Definition 1 is a total ordering between the intermediate markings occurring in the firing sequence  $\sigma$  of a partial solution and the final marking reached by  $\sigma$ .*

*Proof.* We first show that Definition 1 includes the original ordering of the intermediate markings. When the original criterion holds, the total number of missing tokens for enabling  $t$  at the marking  $m_i$  is less than at  $m'$ . This means that at least one place  $p$  must exist, which disables  $t$ , but  $m_i(p) > m'(p)$ , thus (1) must hold. Furthermore, Definition 1 also recognizes markings that are pairwise incomparable, because if there is at least one place  $p$  with lesser tokens missing, (1) holds.  $\square$

**Corollary 1.** *The new ordering of intermediate markings extends the set of decidable problems.*

Definition 1 is more general than the original criterion, hence it does not reduce the set of decidable problems. On the other hand, we give an example when the original criterion prevents the algorithm from finding the solution. Consider the Petri net in Figure 5 with the reachability problem  $(1, 0, 0, 1) \in R(PN, (0, 1, 0, 1))$ , i.e., moving the token from  $p_1$  to  $p_0$ . The minimal solution vector is  $x_0 = (1, 0, 0, 0, 0)$ , i.e., firing  $t_0$ , which is disabled by  $p_2$ , therefore the only partial solution is  $ps_0 = (\emptyset, x_0, \sigma_0 = (), r_0 = (1, 0, 0, 0, 0))$ . The algorithm looks for increment constraints and finds that only  $t_1$  can produce tokens in  $p_2$ . Consequently, the T-invariant  $\{t_1, t_2\}$  is added to the solution vector  $x_1 = (1, 1, 1, 0, 0)$ . There is one partial solution  $ps_1 = (\{|t_1| \geq 1\}, x_1, \sigma_1 = (t_1, t_2), r_1 = r_0)$  for  $x_1$ , where the T-invariant is fired, but  $t_0$  still could not fire. This partial solution is skipped by the T-invariant filtering optimization, and in all of the intermediate markings of  $\sigma_1$ , totally one token is missing from the input places of  $t_0$ . By using the original criterion, the algorithm terminates, leaving the problem as undecided. By using Definition 1, less tokens are missing from  $p_2$  after firing  $t_1$  than in the final marking. Continuing from here,  $t_0$  is disabled by  $p_1$ , where  $t_3$  can produce tokens, therefore the T-invariant  $\{t_3, t_4\}$  is added to the new solution vector  $x_2 = (1, 1, 1, 1, 1)$ . A full solution is found for  $x_2$  by the realizable firing sequence  $\sigma_2 = (t_1, t_3, t_0, t_2, t_4)$ .

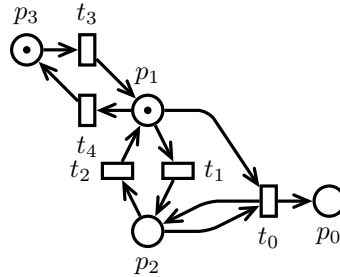


Figure 5: Example net depicting the usefulness of the new ordering

#### 4.1.2 T-invariant filtering and subtree omission

Using T-invariant filtering and subtree omission optimizations together can prevent the algorithm from finding realizable solutions. The order of transitions in the firing sequence of a partial solution does not matter, except in one case. When a partial solution is skipped, the algorithm checks for an intermediate marking that was closer to firing a transition in the remainder vector. By using subtree omission, intermediate markings can be lost.

As an example consider the Petri net in Figure 6 with the reachability problem  $(1, 0, 0, 0, 3) \in R(PN, (0, 0, 0, 0, 3))$ , i.e., we want to produce a token in  $p_0$ . A

possible solution is the vector  $x_s = (1, 1, 1, 2, 2, 3, 3)$  realized by the firing sequence  $\sigma_s = (t_6, t_6, t_6, t_4, t_4, t_2, t_0, t_1, t_3, t_3, t_5, t_5, t_5)$ .

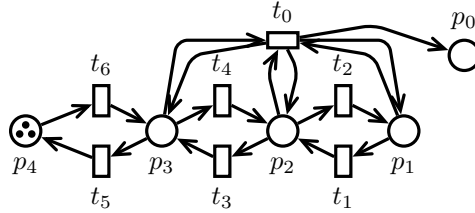


Figure 6: An example where the order of transitions matter

Here we present only the interesting points during the execution of the algorithm. As a minimal solution, the algorithm tries to fire  $t_0$ , but it is disabled by the places  $p_1, p_2, p_3$ . The algorithm searches for increment constraints. All the three places are in different SCCs, so the algorithm first tries to enable  $t_0$  by borrowing a single token for all three places. By the T-invariant  $\{t_1, t_2, \dots, t_6\}$  a token is carried through places  $p_1, p_2, p_3$ , which does not enable  $t_0$ , but there are intermediate markings in which the enabling of  $t_0$  is closer. Continuing from any of these intermediate markings, another token is borrowed in the places  $p_1, p_2, p_3$ , but  $t_0$  is not enabled yet. Here comes the different order of transitions into view:

- If the two tokens are carried through places  $p_1, p_2, p_3$  together, there are intermediate markings that are closer to firing  $t_0$ , because previously two tokens were missing, but now only one. Continuing from these markings a third token is borrowed in places  $p_1, p_2, p_3$ , enabling  $t_0$  and yielding a full solution.
- If the two tokens are carried through places  $p_1, p_2, p_3$  separately (i.e., a token is carried through the places, while the other is left in  $p_4$ , and this procedure is repeated), there are no intermediate markings of interest, because two tokens are still missing to enable  $t_0$ . In this case the algorithm will not find the full solution.

The order of transitions is non-deterministic, thus it is unknown which order will be omitted. Therefore, in our approach we reproduce all the possible firing sequences without subtree omission when a partial solution is skipped, and check for intermediate markings in the full tree. Although this may yield a computational overhead in some cases, we might lose full solutions otherwise.

#### 4.1.3 New termination criterion

We have developed a new termination criterion, which can efficiently cut the search space without losing any full solutions. When generating increment constraints for a partial solution  $ps$ , as a first step the algorithm finds the set of places  $P' \subseteq P$

where tokens are needed. Then it estimates the number of tokens required ( $n$ ). At this point, our new criterion checks if there exists a marking  $m'$ , for which the following inequalities hold:

$$\begin{aligned} \sum_{p_i \in P'} m'(p_i) &\geq n \\ \forall p_j \in P : m'(p_j) &\geq 0. \end{aligned} \tag{2}$$

The first inequality ensures that at least  $n$  tokens are present in the places of  $P'$ , while the others guarantee that the number of tokens in each place is non-negative. These inequalities define a submarking coverability problem. Using the ILP solver, we can check if the modified form of the state equation (which we discuss in Section 4.2.1) holds for this problem. If the state equation does not hold, it is a proof that no such marking is reachable where the required number of tokens are present in the places of  $P'$ . Thus,  $ps$  can be omitted without losing full solutions.

This approach can also extend the set of decidable problems compared to the former algorithm. Consider the Petri net in Figure 7 with the reachability problem  $(1, 1, 0) \in R(PN, (1, 0, 0))$ , i.e., firing  $t_0$  to produce a token in  $p_1$ . The algorithm would add the T-invariant  $\{t_1, t_2\}$  again and again to enable  $t_0$ . Using T-invariant filtering we cannot decide whether there is no full solution or the algorithm lost it. Using our new approach we can prove that no marking exist, where two tokens are present in  $p_0$ , therefore no full solution exists.

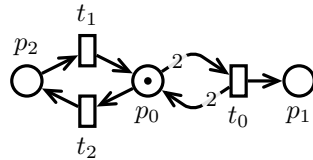


Figure 7: Example net for the new filtering criterion

## 4.2 Extensions

In this section we present two extensions of the CEGAR approach: solving submarking coverability problems and handling Petri nets with inhibitor arcs.

### 4.2.1 Submarking coverability problem

In Section 2 we introduced predicates of the form  $Am' \geq b$ , where  $A$  is a matrix and  $b$  is a vector of coefficients. In order to use the state equation, this condition on places must be transformed to a condition on transitions.

At first we substitute  $m'$  in the predicate  $Am' \geq b$  with the state equation  $m_0 + Cx = m'$ , which results inequalities of the form  $(AC)x \geq b - Am_0$ . This set

of inequalities can be solved as an ILP problem for transitions. The extended algorithm uses this modified form of the state equation, and expands it with additional (jump or increment) constraints.

#### 4.2.2 Petri nets with inhibitor arcs

The main problem with inhibitor arcs is that they do not appear in any form in the state equation, which is used as an abstraction. Therefore, a solution vector may be unrealizable because inhibitor arcs disable some transitions. In this case tokens must be removed from some places. Our strategy is to add transitions to the solution vector, which consume tokens from such places. Increment constraints are suitable for this purpose, but they have to be generated in a different way:

1. The first step is to construct a dependency graph similar to the original one. The graph consists of transitions that could not fire due to inhibitor arcs and places that disable these transitions. The arcs of the graph have an opposite meaning: an arc from a place to a transition means that the place disables the transition, while the other direction means that firing the transition would decrease the number of tokens in the place. Each source SCC of the graph is interesting, because tokens cannot be consumed from them by another SCC.
2. The second step is to estimate the minimal number of tokens to be removed from each source SCC. There are two sets of transitions as well,  $T_i \subseteq T$  and  $X_i \subseteq T$ . If one transition in  $T_i$  becomes fireable, it may enable all the others in the SCC, while the needs of transitions in  $X_i$  must be fulfilled at once.
3. The third step is to construct an increment constraint for each source SCC, by firing transitions (with  $r(t) = 0$ ) to consume the required number of tokens from the place of the SCC.

When a partial solution is not a full solution, and there are transitions disabled by inhibitor arcs, the previous algorithm is used to generate the constraint. If there are transitions disabled by normal arcs as well, both the original algorithm and the modified version must be used, taking the union of the generated constraints.

Inhibitor arcs also affect some of the optimization methods:

- Stubborn sets currently do not support inhibitor arcs.
- Using T-invariant filtering, an intermediate marking is now of interest when it has less tokens in a place, which is connected by inhibitor arc to a transition that cannot fire.
- Our new termination criterion is extended to check whether a reachable marking exists where the required number of tokens are removed.

## 5 Evaluation

We implemented our algorithm in the *PetriDotNet* [1] framework to evaluate its performance. The run-time results can be seen in Table 1, where TO refers to

Table 1: Measurement results for well-known benchmark problems

<b>Model</b>	<b>SARA</b>	<b>Saturation</b>	<b>Our algorithm</b>
CP_NR 10	0,2 s	-	0,5 s
CP_NR 25	111 s	-	2 s
CP_NR 50	TO	-	16s
MAPK	0,2 s	-	1 s
Kanban 1000	0,2 s	TO	1 s
FMS 1500	0,5 s	TO	5 s
SlottedRing 50	-	4s	433 s
DPhil 50	-	0,5 s	45 s

an unacceptable run-time ( $> 600$ seconds). The measured models are published in [4, 12, 13]. The numbers in the model names represent the parameters. We also measured a highly asynchronous, infinite state space consumer-producer model constructed by us (CP\_NR in the table).

We compared our solution to the original algorithm, which is implemented in the *SARA tool* [2]. Our implementation is developed in the *C#* programming language, while the original is in *C/C++*. This causes a constant speed penalty for our algorithm. Moreover, our algorithm examines more partial solutions, which also yields computational overhead. However, the algorithmic improvements we introduced in this paper significantly reduce the computational effort for certain models (see the consumer-producer model). In addition, our algorithm can in many cases decide a problem that the original one cannot.

We also compared our algorithm to the well-known saturation-based model checking algorithm [4], implemented in our framework [12]. The lesson learned is that if the ILP solver can produce results efficiently (Kanban and FMS models), the CEGAR approach is faster by an order of magnitude than the saturation algorithm. When the size of the model makes the integer linear programming task difficult, it dominates the run-time, and saturation wins the comparison.

## 6 Conclusions

The theoretical results presented in this paper are twofold. On one hand, we proved the incompleteness of the iteration strategy of the original CEGAR approach by constructing a counterexample. We also presented a counterexample that proved the incorrectness of a heuristic used in the original algorithm. We corrected this deficiency by improving the algorithm to detect such situations. On the other hand, our algorithmic improvements reduce the search space, and enable the algorithm to solve the reachability problem for certain, previously unsupported classes of Petri nets. In addition, we extended the algorithm to solve two new types of problems, namely submarking coverability and handling Petri nets with inhibitor arcs. We demonstrated the efficiency of our improvements with measurements.



## References

- [1] Homepage of the *PetriDotNet* framework.  
<http://petridotnet.inf.mit.bme.hu/>. [Online; accessed 03-10-2014].
- [2] Homepage of the *Sara* model checker.  
<http://service-technology.org/sara/index.html>. [Online; accessed 03-10-2014].
- [3] Chrzastowski-Wachtel, Piotr. Testing Undecidability of the Reachability in Petri nets with the Help of 10th Hilbert Problem. In *Application and Theory of Petri Nets 1999*, volume 1639 of *Lecture Notes in Computer Science*. Springer.
- [4] Ciardo, G., Marmorstein, R., and Siminiceanu, R. Saturation unbound. In *Proc. Tools and Algorithms for the Construction and Analysis of Systems (TACAS)*, pages 379–393. Springer, 2003.
- [5] Dantzig, George B. and Thapa, Mukund N. *Linear programming 1: introduction*. Springer-Verlag New York, Inc., Secaucus, NJ, USA, 1997.
- [6] Esparza, Javier, Melzer, Stephan, and Sifakis, Joseph. Verification of safety properties using integer programming: Beyond the state equation, 1997.
- [7] Lipton, R.J. *The Reachability Problem Requires Exponential Space*. Research report, Yale University, Dept. of Computer Science. 1976.
- [8] Mayr, Ernst W. An algorithm for the general Petri net reachability problem. In *Proceedings of the Thirteenth Annual ACM Symposium on Theory of Computing*, STOC '81, pages 238–246, New York, NY, USA, 1981. ACM.
- [9] Murata, Tadao. Petri nets: Properties, analysis and applications. *Proceedings of the IEEE*, 77(4):541–580, April 1989.
- [10] Peterson, James Lyle. *Petri Net Theory and the Modeling of Systems*. Prentice Hall PTR, Upper Saddle River, NJ, USA, 1981.
- [11] Valmari, Antti and Hansen, Henri. Can stubborn sets be optimal? In *Applications and Theory of Petri Nets*, volume 6128 of *Lecture Notes in Computer Science*, pages 43–62. Springer, 2010.
- [12] Vörös, A., Bartha, T., Darvas, D., Szabó, T., Jámbo, A., and Horváth, Á. Parallel saturation based model checking. In *ISPDC*, Cluj Napoca, 2011. IEEE Computer Society.
- [13] Wimmel, Harro and Wolf, Karsten. Applying CEGAR to the Petri net state equation. In *Proc. Tools and Algorithms for the Construction and Analysis of Systems (TACAS)*, pages 224–238. Springer, 2011.