

Optimal Synthesis of LTI Koopman Models for Nonlinear Systems with Inputs[★]

Lucian C. Iacob^{*} Roland Tóth^{*,**} Maarten Schoukens^{*}

^{*} Control Systems Group, Eindhoven University of Technology,
Eindhoven, The Netherlands

e-mail: l.c.iacob@tue.nl, r.toth@tue.nl, m.schoukens@tue.nl

^{**} Systems and Control Laboratory, Institute for Computer Science and
Control, Budapest, Hungary

Abstract: A popular technique used to obtain linear representations of nonlinear systems is the so-called Koopman approach, where the nonlinear dynamics are lifted to a (possibly infinite dimensional) linear space through nonlinear functions called observables. In the lifted space, the dynamics are linear and represented by a so-called Koopman operator. While the Koopman theory was originally introduced for autonomous systems, it has been widely used to derive *linear time-invariant* (LTI) models for nonlinear systems with inputs through various approximation schemes such as the *extended dynamics mode decomposition* (EDMD). However, recent extensions of the Koopman theory show that the lifting process for such systems results in a *linear parameter-varying* (LPV) model instead of an LTI form. As LTI Koopman model based control has been successfully used in practice and it is generally tempting to use such LTI descriptions of nonlinear systems, due to the simplicity of the associated control tool chain, a systematic approach is needed to synthesise optimal LTI approximations of LPV Koopman models compared to the ad-hoc schemes such as EDMD, which is based on least-squares regression. In this work, we introduce optimal LTI Koopman approximations of exact Koopman models of nonlinear systems with inputs by using ℓ_2 -gain and generalized H_2 norm performance measures. We demonstrate the advantages of the proposed Koopman modelling procedure compared to EDMD.

Copyright © 2022 The Authors. This is an open access article under the CC BY-NC-ND license (<https://creativecommons.org/licenses/by-nc-nd/4.0/>)

Keywords: Nonlinear systems, Koopman operator, Linear Parameter-Varying systems

1. INTRODUCTION

In recent years, significant research has been carried out to embed nonlinear dynamics into linear representations to generalize powerful approaches of the linear framework for analysis and control of systems with dominant nonlinear behavior. One such framework is based on the Koopman operator (Mauroy et al., 2020). In the Koopman approach, so-called observable functions are used to lift the nonlinear state-space to a linear, but possibly infinite dimensional, representation. While the framework was originally introduced for autonomous systems, recent developments have been made for systems with inputs (Kaiser et al., 2021), (Surana, 2016), (Iacob et al., 2022). It has been shown in works such as (Kaiser et al., 2021), (Surana, 2016) that, in continuous time, the lifted input matrix has a dependency on the state and, in (Iacob et al., 2022), the same property has been shown to hold in discrete time. As discussed in (Kaiser et al., 2021), (Iacob et al., 2022), the lifted representations can be interpreted as *linear parameter-varying* (LPV) models. While control tools have been developed for LPV systems (see e.g. (Mohammadpour and Scherer, 2012)), the use of a purely *linear time-*

invariant (LTI) representation is still appealing, due to the simplicity of LTI control methods, like *optimal gain control* and *model predictive control* (MPC), compared to their LPV counterparts. However, existence of purely LTI Koopman representations is only assumed in practice when this concept is applied for systems with input, without considering the introduced approximation error or trying to systematically mitigate it.

The main contribution of this paper is to address this problem by deriving optimal approximations of the input matrix (in an ℓ_2 -gain and generalized H_2 sense), starting from the exact LPV Koopman description derived in (Iacob et al., 2022) for discrete-time systems. Furthermore, based on (Iacob et al., 2022), we also derive a useful amplitude bound of the state-evolution error that can be used to further compare various LTI approximations in the Koopman setting. We compare the derived methods with the celebrated *extended dynamics mode decomposition* (EDMD) approach of the Koopman literature (Williams et al., 2015; Korda and Mezić, 2018). Using a simulation study, we show how much better the state-trajectories associated with the original nonlinear system are represented by the ℓ_2 -gain and H_2 -norm based synthesis approaches compared to an EDMD-like approximation.

The paper is structured as follows. In Section 2, the Koopman embedding approach is discussed and the lifted

[★] This work has received funding from the European Research Council (ERC) under the European Union's Horizon 2020 research and innovation programme (grant agreement nr. 714663) and from the European Union within the framework of the National Laboratory for Autonomous Systems (RRF-2.3.1-21-2022-00002).

form for discrete-time nonlinear systems with inputs is presented. Section 3 details the proposed synthesis method for optimal approximation of the input matrix. Next, in Section 4, the approximation error of the LTI models obtained via the introduced synthesis methods is analyzed and compared in a simulation study. Section 5 presents the conclusions.

Notation: $\|v\|_2$ stands for the Euclidean norm of a real vector $v \in \mathbb{R}^n$. $\rho(A) = \max_{r \in \lambda(A)} |r|$ is the spectral radius of a matrix $A \in \mathbb{R}^{n \times n}$ with eigenvalues $\lambda(A)$, while $\bar{\sigma}(P)$ is the largest singular value of $P \in \mathbb{R}^{m \times n}$. $\|P\|_{2,2}$ represents the induced 2,2 matrix norm:

$$\|P\|_{2,2} = \sup_{v \in \mathbb{R}^n \setminus \{0\}} \frac{\|Pv\|_2}{\|v\|_2} = \bar{\sigma}(P). \quad (1)$$

For a discrete time signal $v : \mathbb{Z}_+ \rightarrow \mathbb{R}^n$, $\|v\|_2 = \sqrt{\sum_{k=0}^{\infty} \|v_k\|_2^2}$, where $v_k \in \mathbb{R}^n$ denotes the value of v at time k and \mathbb{Z}_+ stands for non-negative integers, and $\|v\|_{\infty} = \max_k \|v_k\|_2$.

2. KOOPMAN LIFTING

This section details the Koopman lifting approach for autonomous and input driven nonlinear systems, explaining why an LPV model is obtained through lifting in the presence of inputs. Furthermore, we briefly detail the popular EDMD method used for Koopman modelling in practice.

2.1 Lifting for autonomous systems

Consider the following nonlinear system:

$$x_{k+1} = f(x_k), \quad (2)$$

with $x_k \in \mathbb{X} \subseteq \mathbb{R}^{n_x}$ being the state variable at time moment $k \in \mathbb{Z}_+$ and \mathbb{X} is an open connected set, while $f : \mathbb{R}^{n_x} \rightarrow \mathbb{R}^{n_x}$ is the nonlinear state transition map. Furthermore, we assume \mathbb{X} to be forward invariant under $f(\cdot)$, i.e. $f(\mathbb{X}) \subseteq \mathbb{X}, \forall k \in \mathbb{Z}_+$. The effect of the Koopman operator $\mathcal{K} : \mathcal{F} \rightarrow \mathcal{F}$ associated with (2) is described as:

$$\mathcal{K}\phi = \phi \circ f, \quad (3)$$

with \mathcal{F} being a Banach space of so-called observable (or lifting) functions $\phi : \mathbb{X} \rightarrow \mathbb{R}$. For an arbitrary state x_k , based on (2) and (3), we can write the following expression:

$$\mathcal{K}\phi(x_k) = \phi \circ f(x_k) = \phi(x_{k+1}). \quad (4)$$

This corresponds to the idea behind the Koopman framework, where the focus is on expressing the dynamics of observables, instead of the dynamics of (2). Generally, there can be an infinite number of observables, which is unusable in practice. In literature, there are numerous works treating the finite dimensional approximation of the Koopman operator (see (Williams et al., 2015; Bevanda et al., 2021; Brunton et al., 2021)). Hence, we assume that there exists a finite dimensional Koopman subspace $\mathcal{F}_{n_f} \subseteq \mathcal{F}$ that is invariant (the image of \mathcal{K} is in \mathcal{F}_{n_f}). Given that \mathcal{K} is a linear operator (Mauroy et al., 2020), $\mathcal{K}\phi$ can be expressed as a linear combination of the elements of \mathcal{F}_{n_f} . Let $\Phi = [\phi_1 \dots \phi_{n_f}]^T$ be a basis of \mathcal{F}_{n_f} . Using the results described in (Mauroy et al., 2020), the application of the Koopman operator on a basis ϕ_j can be written as:

$$\mathcal{K}\phi_j = \sum_{i=1}^{n_f} K_{i,j} \phi_i, \quad (5)$$

where $K \in \mathbb{R}^{n_f \times n_f}$ (matrix representation of the Koopman operator) with elements $K_{i,j}$, $i, j \in \{1, \dots, n_f\}$. Let $A =$

K^T , then, an exact finite dimensional lifted representation of (2) is given by:

$$\Phi(x_{k+1}) = A\Phi(x_k). \quad (6)$$

Using (2), (6) can be equivalently expressed as:

$$\Phi \circ f(x_k) = A\Phi(x_k). \quad (7)$$

Hence, the existence condition of a Koopman invariant subspace can be formulated as (Iacob et al., 2022):

$$\Phi \circ f \in \text{span}\{\Phi\}. \quad (8)$$

In order to obtain the original state x_k , an inverse transformation $\Phi^\dagger(\Phi(x_k)) = x_k$ is assumed to exist. This is commonly accomplished by either considering the states to be in the span of the lifting functions or by explicitly including them as observables (identity basis). This has ensured the practical applicability of Koopman solutions (Korda and Mezić, 2018), (Brunton et al., 2021).

Finally, to express the LTI representation of (2) through the derived Koopman lifting (6), introduce $z_k = \Phi(x_k)$, which gives the following equation:

$$z_{k+1} = Az_k, \quad \text{with } z_0 = \Phi(x_0). \quad (9)$$

2.2 Lifting for systems with inputs

Consider the control affine nonlinear system:

$$x_{k+1} = f(x_k) + g(x_k)u_k, \quad (10)$$

where $g : \mathbb{R}^{n_x \times n_u} \rightarrow \mathbb{R}^{n_x}$ and $u_k \in \mathbb{U} \subseteq \mathbb{R}^{n_u}$ with \mathbb{U} being an open connected set. The analytical derivation of the lifted Koopman model associated to (10) is given in (Iacob et al., 2022). Note that the control affine form (10) is selected for brevity. The methods developed in this paper can also be applied to general systems of the form $x_{k+1} = f(x_k, u_k)$, by factorizing the resulting Koopman model as described in (Iacob et al., 2022). Next we give the theorem that summarizes the results of the aforementioned paper in terms of the exact lifted representation of (10).

Theorem 1. Given the nonlinear system (10) and a lifting function Φ of class \mathcal{C}^1 (continuously differentiable) such that $\Phi(f(\cdot)) \in \text{span}\{\Phi\}$, with $\Phi : \mathbb{X} \rightarrow \mathbb{R}^{n_f}$ and \mathbb{X} convex, then there exists an exact finite dimensional lifted form defined as:

$$\Phi(x_{k+1}) = A\Phi(x_k) + \mathcal{B}(x_k, u_k)u_k, \quad (11)$$

with $A \in \mathbb{R}^{n_f \times n_f}$ and

$$\mathcal{B}(x_k, u_k) = \left(\int_0^1 \frac{\partial \Phi}{\partial x} (f(x_k) + \lambda g(x_k)u_k) d\lambda \right) g(x_k). \quad (12)$$

Proof. See (Iacob et al., 2022).

Note that (11) can be expressed as an LPV representation. Let $z_k = \Phi(x_k)$ and $B_z \circ (\Phi, \text{id}) = \mathcal{B}$, where id is the identity function, i.e. $u = \text{id}(u)$. By introducing a scheduling map $p_k = [z_k^T \ u_k^T]^T$ with $p_k \in \mathbb{P} = \Phi(\mathbb{X}) \times \mathbb{U}$, the LPV Koopman model associated with (10) is:

$$z_{k+1} = Az_k + B_z(p_k)u_k. \quad (13)$$

with $z_0 = \Phi(x_0)$.

2.3 EDMD-based lifting

A usual numerical method to obtain Koopman forms from data is EDMD (Williams et al., 2015; Bevanda et al., 2021). While it also offers the possibility to inspect the spectral properties of the Koopman operator,

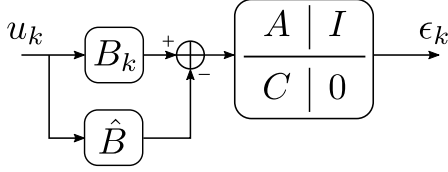


Fig. 1. Block diagram of the error system (20).

it is most commonly used to compute the Koopman matrix A through least-squares regression using an observed data sequence (or grid points in \mathbb{X}) of (2) in terms of $\mathcal{D}_N = \{x_k\}_{k=0}^N$. Based on a dictionary of a priori chosen observable functions, the approach involves the construction of data matrices $Z = [\Phi(x_0) \dots \Phi(x_{N-1})]$ and $Z^+ = [\Phi(x_1) \dots \Phi(x_N)]$, which are shifted one time step with respect to each other. Common choices for the lifting functions include polynomials, radial basis functions or trigonometric functions. Next, by considering a linear relation between the data matrices:

$$Z^+ = AZ + E, \quad (14)$$

with $E \in \mathbb{R}^{n_f \times N}$ being the residual error, the Koopman matrix A via this approach is “computed” as:

$$A = Z^+ Z^\dagger, \quad (15)$$

where \dagger is the pseudoinverse. Note that if the dictionary Φ enables a finite dimensional Koopman representation of the system, i.e. (8) holds, and \mathcal{D}_N is such that $\text{rank}(Z) = n_f$, then E becomes zero in terms of (15) and A is equivalent with the result of the analytical lifting. Otherwise, A corresponds only to the ℓ_2 -optimal solution of (14) under \mathcal{D}_N in terms of minimization of E .

In several papers (Korda and Mezić, 2018; Proctor et al., 2016), this approach has been extended to systems with inputs and the approximation is based on the assumption of linear lifted dynamics:

$$z_{k+1} \approx Az_k + Bu_k, \quad (16)$$

giving the linear matrix relation:

$$Z^+ = AZ + BU + E. \quad (17)$$

Similarly to the autonomous case, the state and input matrices of the lifted representation are “computed” as follows:

$$[A \ B] = Z^+ \begin{bmatrix} Z \\ U \end{bmatrix}^\dagger, \quad (18)$$

with $U = [u_0 \dots u_{N-1}]$. The LTI form (16) has been extensively used in control related papers such as (Korda and Mezić, 2018; Ping et al., 2021). However, the LTI nature of the lifted Koopman model is only assumed, without regard to the original nonlinear system and without an elaborate discussion on the induced approximation error w.r.t. (10) or (13).

3. SYNTHESIS OF LTI KOOPMAN MODELS

This section details the synthesis of an approximate constant input matrix \hat{B} to obtain the LTI Koopman model:

$$\hat{z}_{k+1} = A\hat{z}_k + \hat{B}u_k, \quad (19)$$

where $\hat{z}_k \in \mathbb{R}^{n_f}$ represents the state of this approximate lifted representation at time k . The goal is to minimize the approximation error between the LPV Koopman representation (13) and (19). To give guaranteed bounds, we synthesize the input matrix \hat{B} based on the ℓ_2 -gain and generalized H_2 norm performance criteria. At the end of

the section, based on (Iacob et al., 2022), we also provide bounds on the induced approximation error under any given input matrix \hat{B} .

The error dynamics between the LPV Koopman model (13) and the approximated LTI system (19) can be written as follows:

$$e_{k+1} = Ae_k + (B_k - \hat{B})u_k, \quad (20a)$$

$$\epsilon_k = Ce_k, \quad (20b)$$

with $e_k = z_k - \hat{z}_k$, $B_k = B_z(p_k)$, while $z_0 = \hat{z}_0$, such that $e_0 = 0$. To obtain the original states, we assume they are in the span of the lifted states, i.e. $x_k = Cz_k$ and $\hat{x}_k = C\hat{z}_k$. Furthermore, A , C and B_k are assumed to be known and A satisfies the embedding condition (7).

To characterise the goodness of the LTI approximation it is a viable approach to consider system norms of (20) such as ℓ_2 -gain or generalized H_2 . Analysis and control synthesis based on the ℓ_2 -gain and the generalized H_2 norm performance criteria are strongly linked to the notion of dissipativity. As detailed in (Byrnes and Lin, 1994), a system (20) is dissipative w.r.t. a supply function $s : \mathbb{U} \times \mathbb{X} \rightarrow \mathbb{R}$ if there exists a positive definite storage function $V : \Phi(\mathbb{X}) \rightarrow \mathbb{R}^+$ with $V(0) = 0$, such that for all $k \in \mathbb{N}$:

$$V(e_{k+1}) - V(e_k) \leq s(u_k, \epsilon_k), \quad (21)$$

or, equivalently:

$$V(e_k) - V(e_0) \leq \sum_{j=0}^{k-1} s(u_j, \epsilon_j), \quad (22)$$

where performance measures such as the ℓ_2 -gain or the generalized H_2 norm correspond to particular choices of the supply function s (Koelewijn and Tóth, 2021; Scherer and Weiland, 2015; Verhoek et al., 2021). Note that for the tractability of characterizing the approximation error via dissipativity of (20), the error system is required to be stable, i.e. $\rho(A) < 1$. In the following subsections, we derive synthesis approaches to obtain an optimal \hat{B} in the ℓ_2 -gain or generalized H_2 norm sense.

3.1 Optimal ℓ_2 -gain approximation

A commonly used performance measure for LTI systems is the H_∞ norm, which for stable LTI systems corresponds to the ℓ_2 -gain. For the ℓ_2 -gain, the used supply function is $s(u_k, \epsilon_k) = \gamma^2 \|u_k\|_2^2 - \|\epsilon_k\|_2^2$. Consider a storage function $V(e_k) = e_k^\top P e_k$ with $P = P^\top \succ 0$. Expanding (21):

$$(Ae_k + (B_k - \hat{B})u_k)^\top P (Ae_k + (B_k - \hat{B})u_k) - e_k^\top P e_k \leq \gamma^2 u_k^\top u_k - \epsilon_k^\top \epsilon_k. \quad (23)$$

Next, using (20b), the Schur complement and applying a congruence transform with $\text{diag}(P^{-1}, P^{-1}, I_{n_u}, I_{n_x})$, we can transform (23) to the following set of *linear matrix inequalities* (LMIs):

$$\begin{bmatrix} X & AX & B_k - \hat{B} & 0 \\ XA^\top & X & 0 & XC^\top \\ B_k^\top - \hat{B}^\top & 0 & \gamma I_{n_u} & 0 \\ 0 & CX & 0 & \gamma I_{n_x} \end{bmatrix} \succ 0, \quad X = X^\top \succ 0, \quad (24)$$

with $X = \gamma P^{-1}$. This set of LMIs needs to hold $\forall k \in \mathbb{Z}_+$ along all possible solution trajectories (x_k, u_k) of (10), i.e., for all $p_k \in \mathbb{P}$. This result resembles (Caigny et al., 2013), with the difference that we do not use a slack variable.

The synthesis problem with the decision variables X and \hat{B} can be solved in several ways:

- (i) Introduce a mapping $\mu : \mathbb{P} \rightarrow \mathbb{R}^{n_s}$, with minimal $n_s > 0$ such that $B_k = B_z(p_k) = B_d(\delta_k)$ and B_d is affine in $\delta_k = \mu(p_k) \in \mu(\mathbb{P})$. Let Δ be an n -vertex polytopic hull of $\mu(\mathbb{P})$. Then, minimize γ in \hat{B} such that the LMIs (24) hold at the n vertices of Δ .
- (ii) Consider a mapping $\mu : \mathbb{P} \rightarrow \mathbb{R}^{n_s}$ as in (i), but allowing \hat{B}_z to have polynomial or rational dependency on δ_k . Then, the minimization of γ in \hat{B} can be turned into a convex semi-definite program by using a *linear fractional representation* (LFR) and a full block S procedure (Scherer, 2001).
- (iii) Another option is to grid the \mathbb{P} space and solve a number of LMIs equal to the number of grid points.

For the sake of simplicity, in the sequel we choose option (iii) to synthesize \hat{B} via gridding and avoid the introduction of any conservativeness via the polytopic embedding in (i) and (ii) at the expense of higher computational load and non-global guarantees. For this, we consider the value of $B_k = B_z(p_k)$ at grid points p_k^g obtained as follows. Let $x_{:,i}^g \in \mathcal{X}_i \subset \mathbb{X}$ and $u_{:,j}^g \in \mathcal{U}_j \subset \mathbb{U}$, with $\mathcal{X}_i = \{x_{1,i}^g, \dots, x_{N_i,i}^g\}$ and $\mathcal{U}_j = \{u_{1,j}^g, \dots, u_{M_j,j}^g\}$. Here, $x_{k,i}^g$ denotes the k^{th} grid value for the i^{th} state. Similarly, $u_{k,j}^g$ denotes the k^{th} grid value of the j^{th} input channel. Overall, this provides $(\prod_{i=1}^{n_x} N_i) (\prod_{j=1}^{n_u} M_j)$ grid points (x_k^g, u_k^g) for which $p_k^g = [\Phi^\top(x_k^g) \ u_k^{g\top}]^\top$ with $\mathcal{P} = \Phi(\mathcal{X}) \times \mathcal{U}$. Then, computing \hat{B} amounts to solving the following minimization problem:

$$\begin{aligned} & \min \gamma \\ & \text{s.t.} \quad \begin{bmatrix} X & AX & B_z(p^g) - \hat{B} & 0 \\ XA^\top & X & 0 & XC^\top \\ B_z^\top(p^g) - \hat{B}^\top & 0 & \gamma I_{n_u} & 0 \\ 0 & CX & 0 & \gamma I_{n_x} \end{bmatrix} \succ 0, \\ & \forall p^g \in \mathcal{P}, \quad X = X^\top \succ 0, \end{aligned}$$

where the optimum is denoted as γ_{ℓ_2} with an associated solution \hat{B}_{ℓ_2} . Note that the number of LMIs corresponds to the total number of grid points. The synthesized \hat{B}_{ℓ_2} guarantees that the system (20) satisfies the bound:

$$\sup_{0 < \|u\|_2 < \infty} \frac{\|\epsilon\|_2}{\|u\|_2} < \gamma_{\ell_2}. \quad (25)$$

3.2 Generalized H_2 norm optimal Koopman model

Another common performance measure for LTI systems is the generalized H_2 norm or 'energy to peak' norm. Similar to the ℓ_2 -gain approach, we use the dissipativity notion to derive the synthesis LMIs to find the optimal \hat{B} in a generalized H_2 norm sense. The corresponding supply function is $s(u_k, \epsilon_k) = \gamma \|u_k\|_2^2$. Under a positive definite storage function, expanding (21) gives:

$$\begin{aligned} (Ae_k + (B_k - \hat{B})u_k)^\top P(Ae_k + (B_k - \hat{B})u_k) - \\ - e_k^\top P e_k \leq \gamma u_k^\top u_k. \end{aligned} \quad (26)$$

Using the Schur complement and a congruence transformation with $\text{diag}(P^{-1}, P^{-1}, I_{n_u})$, we obtain the following set of LMIs:

$$\begin{bmatrix} X & AX & B_k - \hat{B} \\ XA^\top & X & 0 \\ B_k^\top - \hat{B} & 0 & \gamma I_{n_u} \end{bmatrix} \succ 0, \quad X = X^\top \succ 0, \quad (27)$$

with $X = P^{-1}$, which again needs to hold along all possible solution trajectories (x_k, u_k) of (10), i.e., for all $p_k \in \mathbb{P}$. Furthermore, as detailed in (Scherer and Weiland, 2015), the aim is to satisfy the bound

$$\sup_{0 < \|u\|_2 < \infty} \frac{\|\epsilon\|_\infty}{\|u\|_2} < \gamma. \quad (28)$$

For this, an extra set of LMIs is needed, namely:

$$\begin{bmatrix} X & XC^\top \\ CX & \gamma I_{n_x} \end{bmatrix} \succ 0. \quad (29)$$

The validity of this set of LMIs is shown in works such as (Scherer and Weiland, 2015; Verhoek et al., 2021), that use an equivalent representation of the matrix inequalities (29). Thus, using the LMIs (27) and (29), a synthesis problem can be formulated, that can be solved using the same techniques as mentioned in Section 3.1. Here, we use the previously mentioned gridding approach to solve the following optimization problem:

$$\begin{aligned} & \min \gamma \\ & \text{s.t.} \quad (27) \text{ and } (29) \text{ with } B_k = B_z(p^g) \text{ holds } \forall p^g \in \mathcal{P}, \end{aligned}$$

where the optimum is denoted as γ_{H_2} with an associated solution \hat{B}_{H_2} .

3.3 Amplitude bound of the state evolution error

For a given \hat{B} in (19), e.g. obtained via EDMD, the previous results can be directly applied to characterise the approximation error in terms of the ℓ_2 -gain or the generalized H_2 norm. However, we can also provide an amplitude bound of the state approximation error e_k in (20) based on (Iacob et al., 2022):

Theorem 2. Consider the LPV Koopman embedding (13) of a general nonlinear system (10) and the approximative LTI Koopman form (19). Under any initial condition $z_0 = \Phi(x_0) = \hat{z}_0$ and input trajectory $u : \mathbb{Z}_+ \rightarrow \mathbb{R}^{n_u}$ with bounded $\|u\|_\infty$, the error e_k of the state evolution between these representations given by (20a) satisfies for any time moment $k \in \mathbb{Z}_+$ that:

(i) If $\rho(A) < 1$, $\|e_k\|_2$ is finite and $\lim_{k \rightarrow \infty} \|e_k\|_2$ exists;

(ii) If $\bar{\sigma}(A) < 1$, (i) is satisfied and furthermore

$$\|e_k\|_2 \leq \frac{\beta}{1 - \bar{\sigma}(A)} \|u\|_\infty = \gamma_{\text{amp}}, \quad (30)$$

where $\beta = \max_{x \in \mathbb{X}, u \in \mathbb{U}} \|B_z(\Phi(x), u) - \hat{B}\|_{2,2}$.

Proof. See (Iacob et al., 2022).

4. NUMERICAL EXAMPLE

4.1 Lifting and simulation

Consider the following control affine nonlinear system:

$$x_{k+1} = \underbrace{\begin{bmatrix} a_1 x_{k,1} \\ a_2 x_{k,2} - a_3 x_{k,1}^2 \end{bmatrix}}_{f(x_k)} + \underbrace{\begin{bmatrix} 1 \\ x_{k,1}^2 \end{bmatrix}}_{g(x_k)} u_k. \quad (31)$$

In this example, the notation $x_{k,i}$ denotes the i^{th} state at time k . To simulate the system, we choose the parameters $a_1 = a_2 = 0.7$ and $a_3 = 0.5$. To lift the system, we

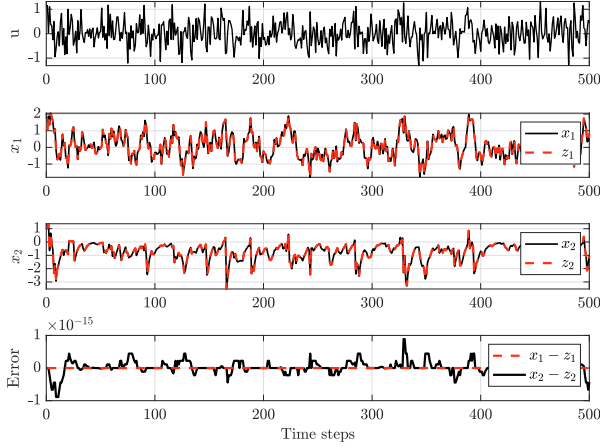


Fig. 2. Simulation of the state trajectories of the nonlinear system (31) in black and exact LPV model (35) given in red, under white noise excitation.

select the observables $\Phi^\top(x_k) = [\phi_1(x_k) \ \phi_2(x_k) \ \phi_3(x_k)] = [x_{k,1} \ x_{k,2} \ x_{k,1}^2]$ in order to obtain a finite dimensional lifting of the autonomous part:

$$\Phi(x_{k+1}) = \underbrace{\begin{bmatrix} a_1 & 0 & 0 \\ 0 & a_2 & -a_3 \\ 0 & 0 & a_1^2 \end{bmatrix}}_A \Phi(x_k). \quad (32)$$

Based on (12), the input matrix function is computed as:

$$\begin{aligned} \mathcal{B}(x_k, u_k) &= \left(\int_0^1 \begin{bmatrix} 1 & 0 \\ 0 & 1 \\ 2(a_1 x_{k,1} + \lambda u_k) & 0 \end{bmatrix} d\lambda \right) \begin{bmatrix} 1 \\ x_{k,1}^2 \end{bmatrix} \\ &= \begin{bmatrix} 1 \\ x_{k,1}^2 \\ 2a_1 x_{k,1} + u_k \end{bmatrix}. \end{aligned} \quad (33)$$

Thus, the lifted form of (31) is:

$$\begin{aligned} \Phi(x_{k+1}) &= A\Phi(x_k) + \mathcal{B}(x_k, u_k)u_k \\ x_k &= C\Phi(x_k). \end{aligned} \quad (34)$$

Let $z_k = \Phi(x_k)$. As $x_{k,1}$ and $x_{k,1}^2$ are part of the observable functions, we can define $B_z \circ (\Phi, \text{id}) = \mathcal{B}$ and write the LPV Koopman representation of (31) as:

$$\begin{aligned} z_{k+1} &= Az_k + B_z(p_k)u_k \\ x_k &= Cz_k, \end{aligned} \quad (35)$$

with $p_k = [z_k^\top \ u_k]^\top$ and $C = [I_2 \ 0_{2 \times 1}]$. The initial conditions are considered to be $x_0 = [1 \ 1]^\top$ and $z_0 = [1 \ 1 \ 1]^\top$. Fig. 2 shows the simulated trajectories of the nonlinear system (31) and the LPV Koopman representation (35) under white noise excitation $u_k \sim \mathcal{N}(0, 0.5)$. It can be observed that the error between the states computed via (31) and (35) is negligible and close to numerical precision.

4.2 LTI synthesis

In order to obtain the approximations \hat{B}_{ℓ_2} and \hat{B}_{H_2} of B_k , we solve the minimization problems (3.1) and (3.2), respectively. We do this by gridding the state and input space as follows: $x_{k,1} \in [-2.5, 2.5]$ with a step of 0.05, $x_{k,2} \in [-10, 2.7]$ with a step of 0.25 and $u_k \in [-1.6, 2.1]$ with a step of 0.2. Using this fine gridding results in more than 97000 points, which corresponds to the number of

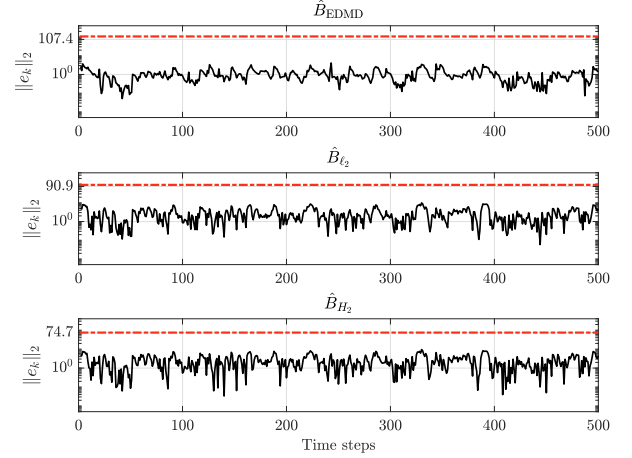


Fig. 3. Evolution of $\|e_k\|_2$ and error bound γ_{amp} (30) represented by (---) for the approximated LTI models under white noise input.

LMI that need to be solved. To reduce the computational cost, one can use a random selection. In this example, it was observed that at 7000 grid points there was no drop in performance and the optimization problem was solved in a matter of minutes. The implementation was carried out in *Matlab*, using the *yalmip* toolbox (Löfberg, 2004). The resulted \hat{B}_{ℓ_2} and \hat{B}_{H_2} with the respective γ -bounds are given below:

$$\begin{aligned} \hat{B}_{\ell_2} &= [1 \ 3.3700 \ -1.0600]^\top, \quad \gamma_{\ell_2} = 22.8026, \\ \hat{B}_{H_2} &= [1 \ 3.9602 \ -0.2157]^\top, \quad \gamma_{H_2} = 9.1552. \end{aligned}$$

To obtain the most favourable \hat{B}_{EDMD} to be used for comparison with the previously discussed approaches, we use the grid points in (\mathbb{X}, \mathbb{U}) that correspond to the simulation trajectory of (35) in Section 4.1. The data is collected as: $Z = [\Phi(x_0) \ \cdots \ \Phi(x_{N-1})]$, $Z^+ = [\Phi(x_1) \ \cdots \ \Phi(x_N)]$ and $U = [u_0 \ \cdots \ u_{N-1}]$. Thus, as A is known, the input matrix \hat{B}_{EDMD} is computed as:

$$\hat{B}_{\text{EDMD}} = (Z^+ - AZ)U^\dagger = [1 \ 0.4902 \ 0.3093]^\top. \quad (36)$$

4.3 Discussion and computation of bounds

Table 1 shows the various error measures obtained via synthesis and analysis based on the ℓ_2 -gain and generalized H_2 norm. As expected, the lowest bounds γ_{ℓ_2} and γ_{H_2} are the optimum values obtained in the synthesis procedures (3.1) and (3.2). Solving the analysis problem, it can be observed that for both performance measures, the EDMD approximation produces higher bounds. Furthermore, we note that the optimal \hat{B}_{H_2} produces the lowest error bound γ_{amp} , followed by \hat{B}_{ℓ_2} and \hat{B}_{EDMD} . The evolution of the 2-norm of the state error e_k in (20a) is given in Fig. 3 for the introduced approximation methods. It can be seen that all trajectories satisfy the computed error bounds γ_{amp} .

We next analyze the behaviour of the approximated LTI Koopman models under both constant $u = 1$ and varying $u = 0.5 \sin(2\pi t)$ inputs. As can be seen in Fig. 4, both the ℓ_2 -gain and generalized H_2 norm-based models outperform the EDMD approximation for the constant input case. When the sinusoidal input is applied, as shown in Fig. 5, the first state trajectory is correctly characterized by all LTI approximations. For the second state, x_2 , the EDMD model does not follow the dynamics of the original system,

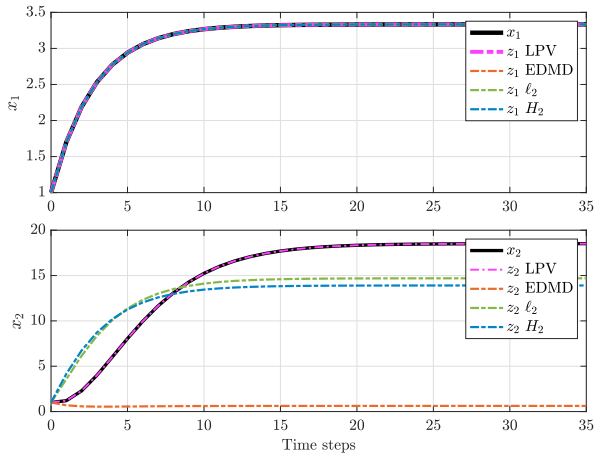


Fig. 4. Comparison between state trajectories of the nonlinear system (31), the LPV Koopman model (35) and the LTI approximations under constant input.

whereas the ℓ_2 -gain and generalized H_2 approximations follow the dynamics in the negative amplitude region. Overall, the synthesized models outperform the EDMD approximation and the provided analysis tools can efficiently characterise the expected performance of various approximation schemes to obtain LTI Koopman forms.

Table 1. Comparison of the approximation error (in terms of ℓ_2 -gain, generalised H_2 norm and γ_{amp}) of LTI Koopman models obtained via the ℓ_2 -gain optimal, generalised H_2 norm optimal, and EDMD approaches.

	γ_{ℓ_2}	γ_{H_2}	γ_{amp}
ℓ_2 approx	22.8026	9.4207	90.86
H_2 approx	23.5944	9.1552	74.65
EDMD	36.8768	14.2335	107.39

5. CONCLUSION

Exact Koopman modelling for nonlinear systems with inputs gives an LPV form. To approximate the lifted representation with fully LTI Koopman models, the present paper derives ℓ_2 -gain and generalized H_2 norm optimal schemes. The resulted models are shown to outperform the popular EDMD-based scheme in the Koopman literature while also producing lower error bounds. Future research will focus on investigating how to merge results from the LPV framework with Koopman models to fully exploit the benefits of this modelling framework.

REFERENCES

- Bevanda, P., Sosnowski, S., and Hirche, S. (2021). Koopman operator dynamical models: Learning, analysis and control. *Annual Reviews in Control*, 197–212.
- Brunton, S.L., Budišić, M., Kaiser, E., and Nathan Kutz, J. (2021). Modern Koopman theory for dynamical systems. *ArXiv*, Abs/2102.12086.
- Byrnes, C. and Lin, W. (1994). Losslessness, feedback equivalence, and the global stabilization of discrete-time nonlinear systems. *IEEE Transactions on Automatic Control*, 83–98.
- Caigny, J.D., Camino, J.F., Oliveira, R.C.L.F., Peres, P.L.D., and Swevers, J. (2013). Gain-scheduled dynamic output feedback control for discrete-time LPV systems. *Int. Journal of Robust and Nonlinear Control*, 535–558.

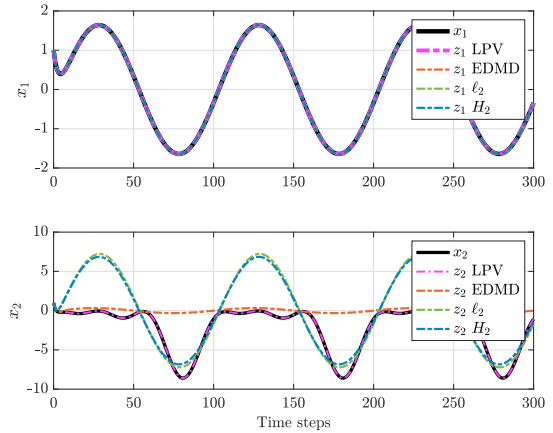


Fig. 5. Comparison between state trajectories of the nonlinear system (31), the LPV Koopman model (35) and the LTI approximations under a sinusoidal input.

- Iacob, L.C., Tóth, R., and Schoukens, M. (2022). Koopman form of nonlinear systems with inputs. *ArXiv*, Abs/2207.12132.
- Kaiser, E., Nathan Kutz, J., and Brunton, S.L. (2021). Data-driven discovery of Koopman eigenfunctions for control. *Machine Learning: Science and Technology*, 035023.
- Koelewijn, P.J.W. and Tóth, R. (2021). Incremental stability and performance analysis of discrete-time nonlinear systems using the LPV framework. *4th IFAC Workshop on LPV Systems*, 75–82.
- Korda, M. and Mezić, I. (2018). Linear predictors for nonlinear dynamical systems: Koopman operator meets model predictive control. *Automatica*, 149–160.
- Löfberg, J. (2004). YALMIP : A toolbox for modeling and optimization in MATLAB. *In Proc. of the 2004 IEEE Int. Conf. on Robotics and Automation*, 284–289.
- Mauroy, A., Mezić, I., and Susuki, Y. (eds.) (2020). *The Koopman Operator in Systems and Control: Concepts, Methodologies and Applications*. Springer.
- Mohammadpour, J. and Scherer, C.W. (eds.) (2012). *Control of Linear Parameter Varying Systems with Applications*. Springer.
- Ping, Z., Yin, Z., Li, X., Liu, Y., and Yang, T. (2021). Deep Koopman model predictive control for enhancing transient stability in power grids. *Int. Journal of Robust and Nonlinear Control*, 1964–1978.
- Proctor, J.L., Brunton, S.L., and Nathan Kutz, J. (2016). Dynamic mode decomposition with control. *SIAM Journal on Applied Dynamical Systems*, 142–161.
- Scherer, C.W. (2001). LPV control and full block multipliers. *Automatica*, 361–375.
- Scherer, C.W. and Weiland, S. (2015). Linear matrix inequalities in control. Lecture notes, Univ. Stuttgart.
- Surana, A. (2016). Koopman operator based observer synthesis for control-affine nonlinear systems. *In Proc. of the 55th Conf. on Decision and Control*, 6492–6499.
- Verhoeck, C., Koelewijn, P.J.W., Tóth, R., and Haesaert, S. (2021). Convex incremental dissipativity analysis of nonlinear systems. *ArXiv*, Abs/2006.14201.
- Williams, M.O., Kevrekidis, I.G., and Rowley, C.W. (2015). A data-driven approximation of the Koopman operator: Extending dynamic mode decomposition. *Journal of Nonlinear Science*, 1307–1346.